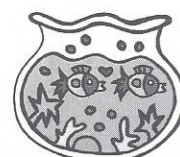
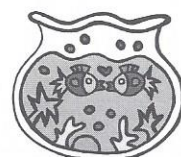




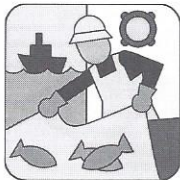




Rozstříháme obrázek podle předkreslených čar, zamícháme díly a znovu složíme.



Najdi stejný obrázek a dej do kroužku.



MA

MM

MA

MV

AM

MY

po

do

qo

po

op

bo

683

638

983







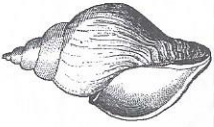

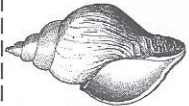















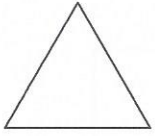
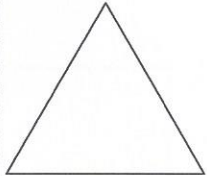
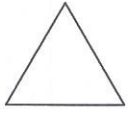


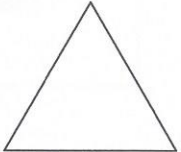






836

863

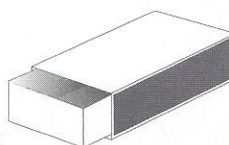
683

Každou řadu rozstříháme a obrázky seřadíme podle velikosti.



Nyní budete potřebovat deset prázdných krabiček od sirek



a různé drobné předměty.

Do dvou krabiček dáte hřebíčky



, do dvou koření



, do dvou svorky



do dvou oříšky


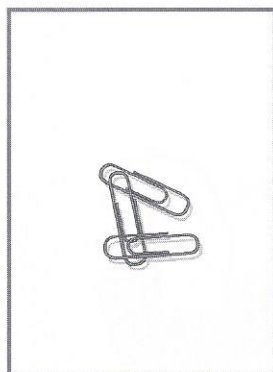




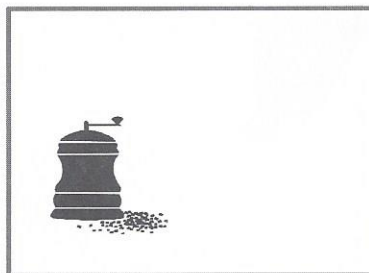
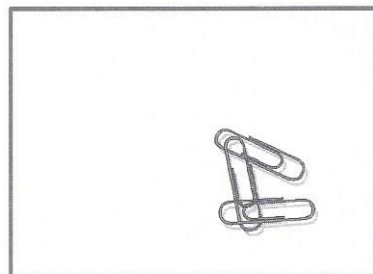
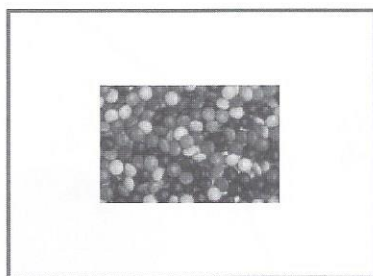



a do dvou třeba lentilky




, čočku nebo rýži. Krabičky

zavřeme a zamícháme. Pak hledáme podle zvuku vždy dvě stejné a hádáme, co je v nich. Když uhádneme a najdeme, spojíme obrázky čárou.




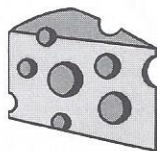

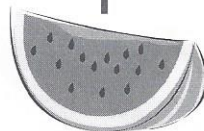
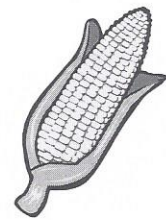
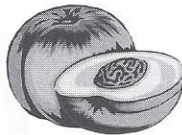



Naučíme dítě vytleskávat slabiky.


Každý obrázek pojmenuj a udělej tolik čárek, z kolika slabik se skládá. Pak spoj jednou pastelkou nejkratší slova (jedna slabika), jinou pastelkou delší (dvě slabiky), jinou ještě delší (tři slabiky). Nejdelší slova mají čtyři slabiky, dej je do kroužku.




banán




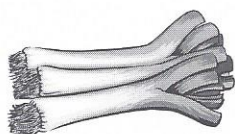

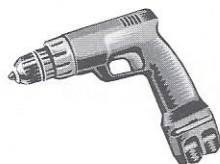



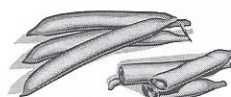

Na továrnu se snáší mračna popílků. Ťukáme tužkou a děláme tečky.



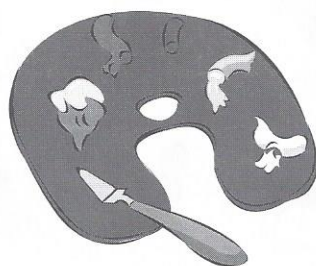
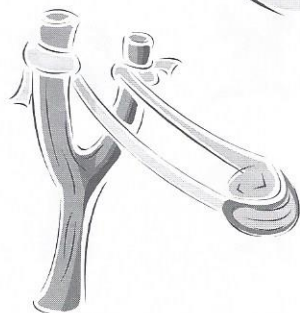



Kočka uprostřed volá na svoji kamarádku. Najde ji?



Rozstříhej obrázky, každý pojmenuj a rozděl do skupin. Co k sobě patří? I každá skupina má své jméno, třeba okurka a čínské zelí je zelenina.



Jdeme nakoupit do hračkářství. Každý předmět pojmenujeme a snažíme se všechno si zapamatovat. Přeložíme papír a vzpomínáme, co máme koupit. Zkusíme jednoduše namalovat.



Přeškrtneme všechny kočky a podtrhneme veverky.

